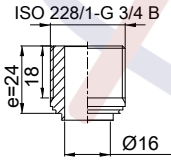

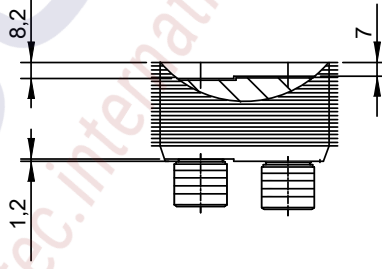



Note that all unique customer requirements (i.e tolerance) need to be verified thru Alfa Laval.



A 21  
ALLOY 316  
S1,S2,S3,S4



HEATING SURFACE m<sup>2</sup>  
 NETWEIGHT 4.0 kg  
 OPERATING WEIGHT kg  
 PLATE MATERIAL ALLOY 316  
 PLATE GROUPING 1\*19H/1\*20H

Frameplate is depressed 1.2 mm at connection S3/S4  
 Pressureplate is depressed 1.2 mm / even number of channel  
 plates at connections T3/T4 / uneven number of channel plates at  
 connections T1/T2.

T1 T2 T3 T4 locations on back side  
 correspond to S1 S2 S3 S4 on front side

ALL DIMENSIONS IN MILLIMETERS

SIDE	MEDIA	INLET	TEMP.	OUTLET	TEMP.	FLOW RATE	PRESSURE DROP	LIQUID VOL.
1	Water	S1	°C	S2	°C	kg/h	kPa	0.6 dm <sup>3</sup>
2	Water	S3	°C	S4	°C	kg/h	kPa	0.5 dm <sup>3</sup>

PRESSURE VESSEL APPROVAL

PED

CB20-40H (3287067178)

www.alfalaval.com

CUSTOMER NAME / REF. NO.

COMPANY / REF.  
Aptec production s.r.o.

TOTAL LENGTH 92 mm  
 TOTAL WIDTH 94 mm  
 TOTAL HEIGHT 324 mm

7/8/2020  
REV 0