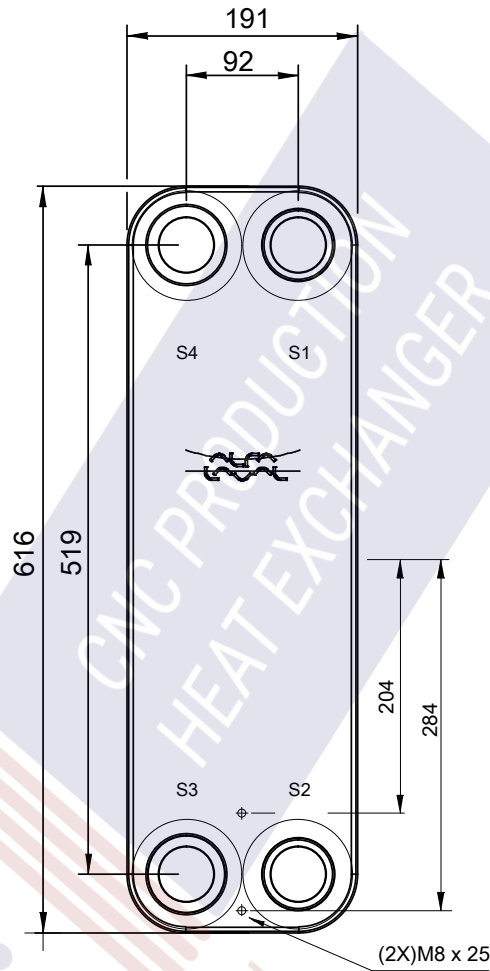
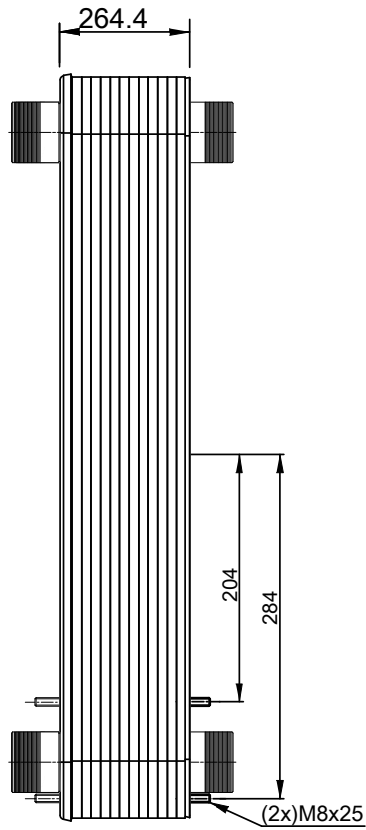
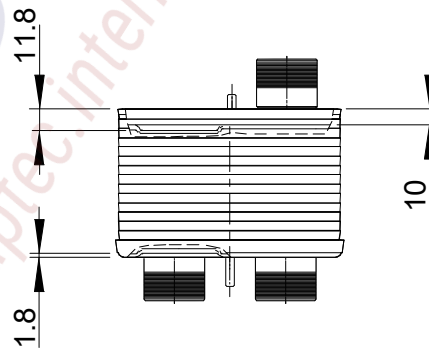
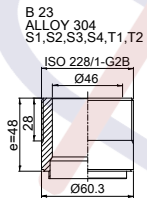


Note that all unique customer requirements (i.e tolerance) need to be verified thru Alfa Laval.



T1 T2 T3 T4 locations on back side correspond to S1 S2 S3 S4 on front side



HEATING SURFACE m²
 NETWEIGHT 49.0 kg
 OPERATING WEIGHT kg
 PLATE MATERIAL ALLOY 316
 PLATE GROUPING 1*59H/1*60H

ALL DIMENSIONS IN MILLIMETERS

SIDE	MEDIA	INLET	TEMP. °C	OUTLET	TEMP. °C	FLOW RATE	PRESSURE DROP	LIQUID VOL.
1	Water	S1	°C	S2	°C	kg/h	kPa	10.8 dm ³
2	Water	S3	°C	S4	°C	kg/h	kPa	10.6 dm ³

PRESSURE VESSEL APPROVAL PED

CB112-120H-F (3287184169)

www.alfalaval.com

CUSTOMER NAME / REF. NO.

TOTAL LENGTH 350 mm
 TOTAL WIDTH 191 mm
 TOTAL HEIGHT 616 mm

COMPANY / REF.
 Aptec production s.r.o.



7/8/2020
 REV 0